

# THE PLATFORM THAT CONNECTS THE CLIMATE SERVICES COMMUNITY

## Stakeholders' perspectives

Webinar series

Tjerk Krijger

MARIS

Kelsey Bailey

BSC

Arno Scharl

webLyzard



 27th Nov. 2025  13:00 - 14:30 CET

## Schedule

- Climateurope2 Platform overview
  - Mentimeter questions
- Visual Analytics Dashboard
  - Mentimeter questions

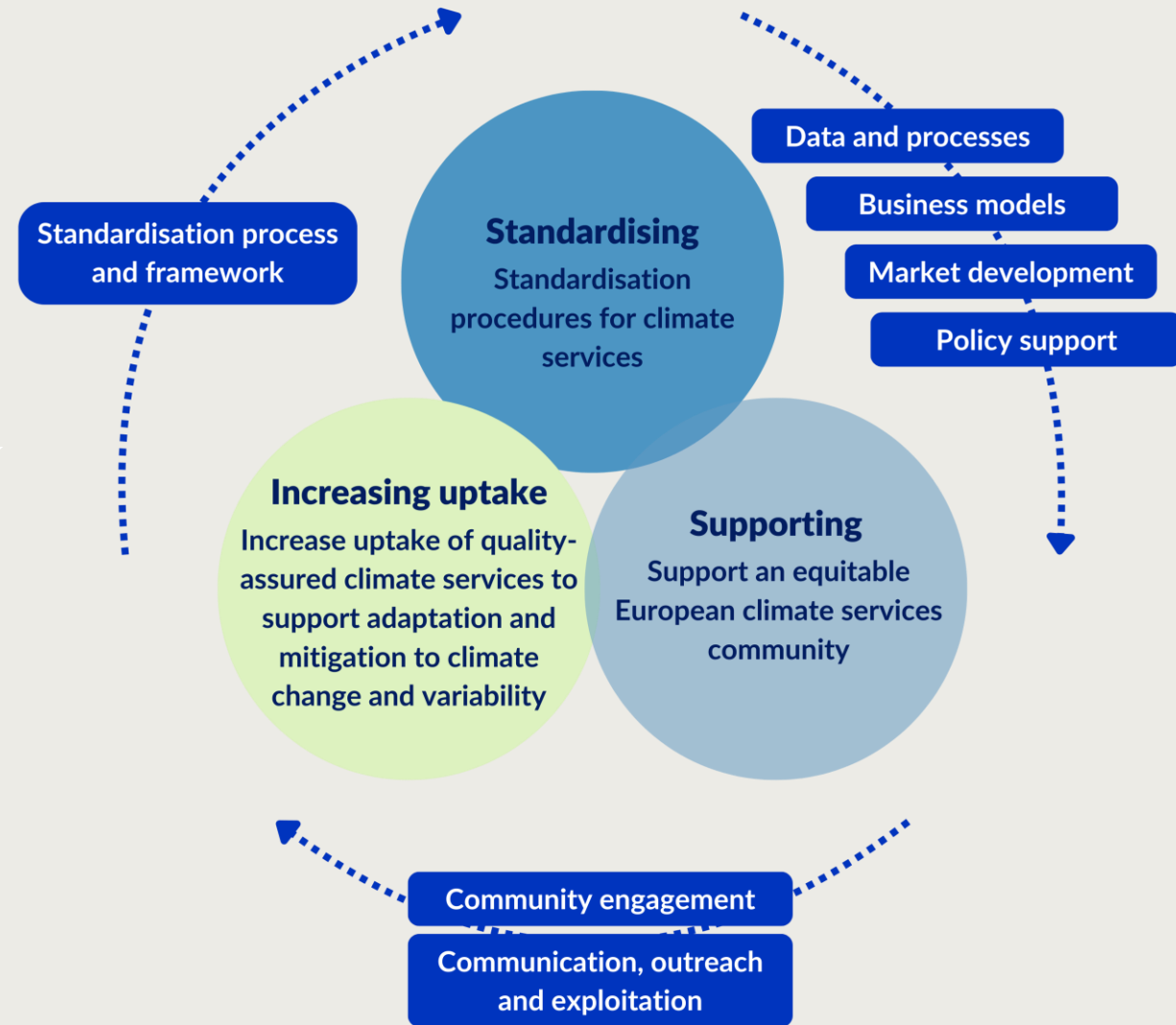
# Climateurope2

Supporting and standardising climate services in Europe and beyond while supporting and bringing together the European climate services community

Climateurope2 is a Horizon Europe Coordination and Support Action that runs from 2022-2027.

Climate services involve the provision of climate information in such a way as to assist decision-making. The service includes appropriate engagement from users and providers, is based on scientifically credible information and expertise, has an effective access mechanism and responds to user needs.

[Climateurope2.eu](https://climateurope2.eu)



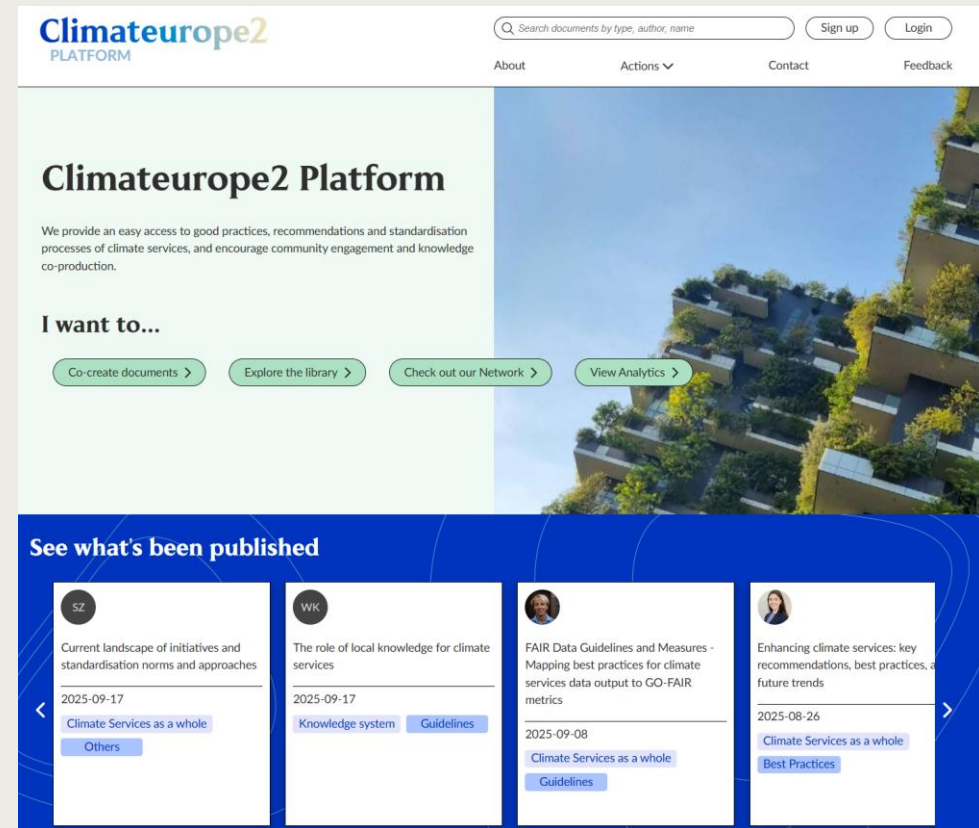
# CE2 Platform



Get started with the Climateurope2 Platform

Explore, Register, Connect

<https://platform.climateurope2.eu/>



Tjerk Krijger  
(MARIS)

# Philosophy behind the Platform

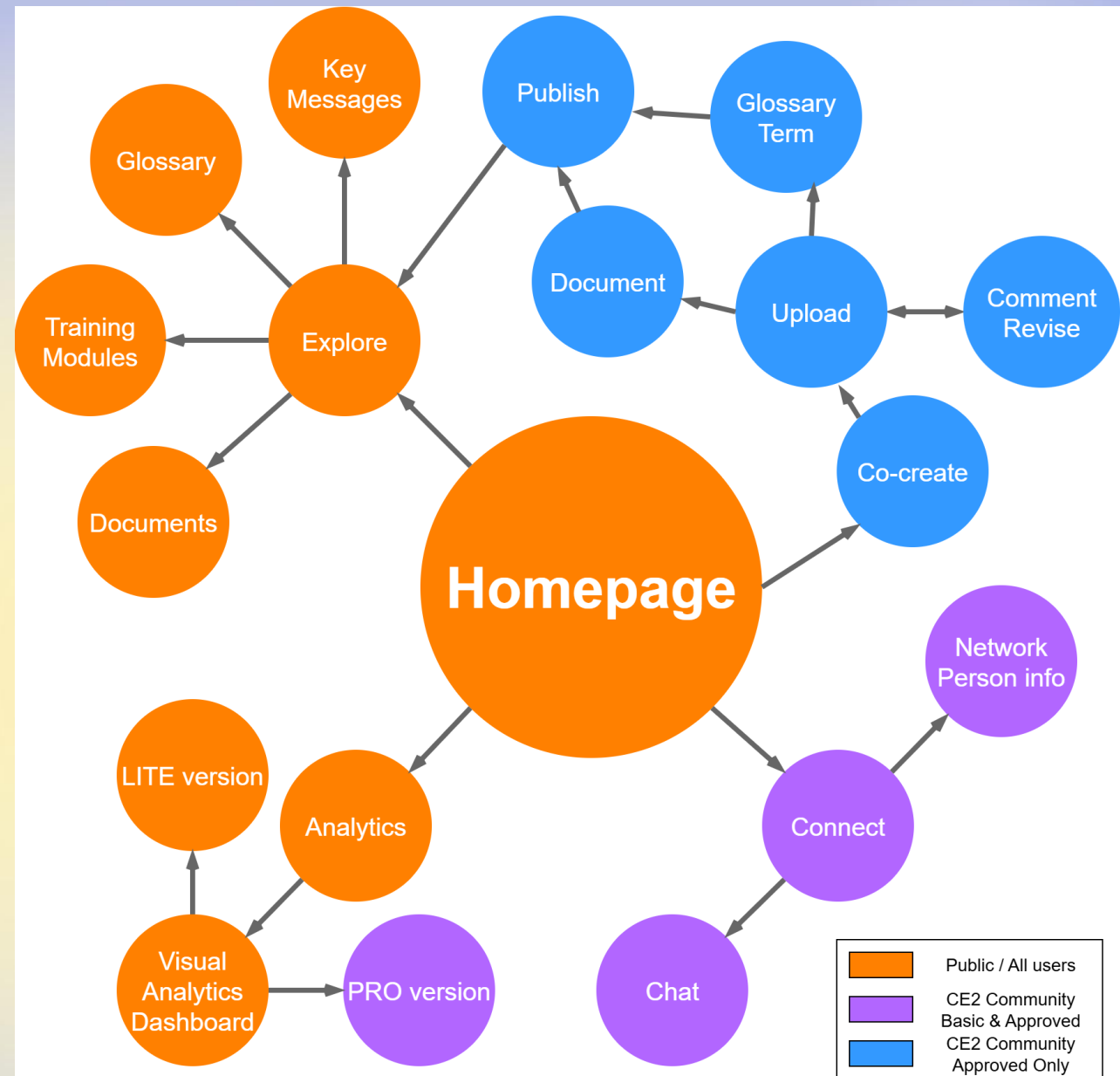
## The Platform is a building brick for the CE2 community

- One central location to share information on Climate Service-related topics
  - In the form of recommendations, good practices, guidelines, standards
    - Extracted from CE2 research and related Deliverables
  - Within the whole field of Climate Services
  - Great selling point for all that is achieved in CE2
    - Interested people would rather read short reports rather than full Deliverables
- Allowing for building a community of Climate Service users
- Building a sustainable Climate Service component
  - Allowing for sharing information long after the CE2 project ends
- Low-threshold sharing of topics for the wider community to benefit from
  - Not as “official” as an ordinary publication

# Main functions

Four main sections:

- *Explore*
- *Co-create*
- *Connect*
- *Analytics*



# Explore

- Document repository Showcasing:
  - The documents (good practices, guidelines, standards, etc.)
  - Key Messages (yearly output from CE2)
  - Glossary (definitions of key terms)
  - Training modules
- Easily discoverable
- Openly accessible

**Climateurope2**  
PLATFORM

Search documents by type, author, name

My Profile

Tutorial About Actions Contact Feedback

All Documents

## See all documentation

Our document section is a valuable resource for anyone seeking to stay up-to-date on the latest research and developments in climate services. Here, you can find a wide range of documents, including guidelines, vocabulary, reports, papers, and presentations, all of which are available for download.

### Glossary

See our expanding list of climate related terms.

[Explore >](#)

### Training

Browse our training materials.

[Explore >](#)

### Key messages

The annual Climateurope2 synthesis report.

[Explore >](#)

Found 12 document(s).

Filters	
Search by author	
Search by type of content	

Literature-based guiding principles for high-quality Climate Services

Andreas Villwock  
2025-11-17

[Guidelines](#) [Climate Services as a whole](#)

Business Model Canvas for Climate Services - Business innovation for transformative and sustainable societies

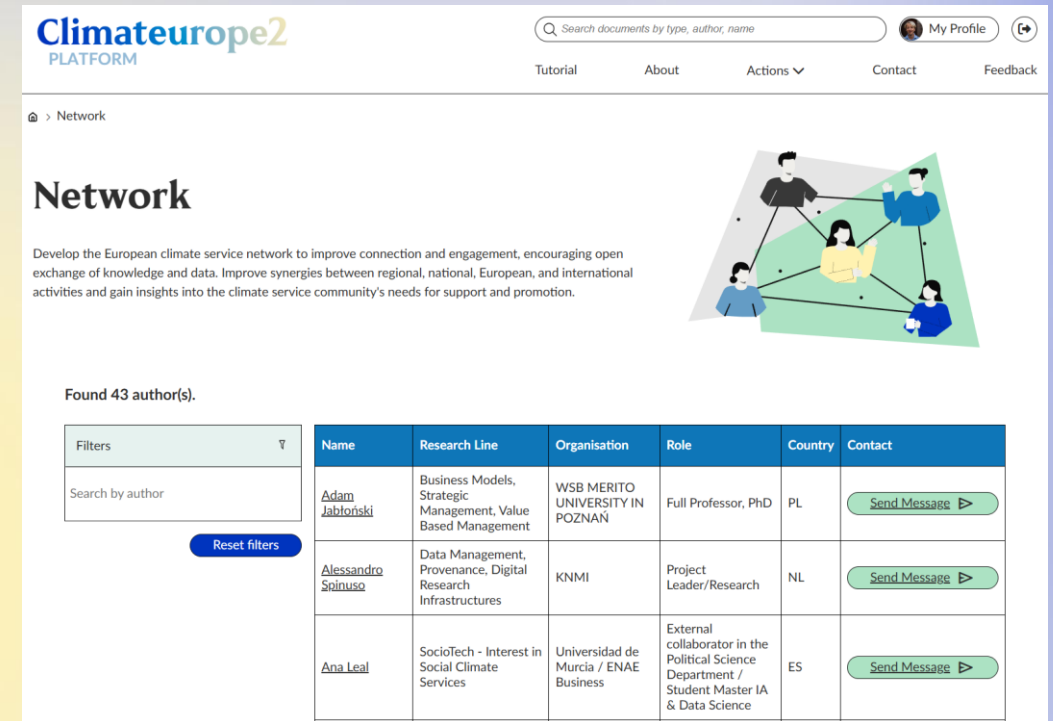
# Co-create

- Uploading of documents:
  - Using standardised metadata to publish documents/glossary terms to the *explore* section
  - Allows for internal reviewing and collaboration
  - Sharing of mature versions of the documents to CE2 registered users
  - Allows for providing feedback and triggering focused discussion

The screenshot shows the 'Co-creation' page on the ClimateEurope2 Platform. At the top, there is a search bar with the text 'Search documents by type, author, name' and a 'My Profile' button. Below the search bar are navigation links: 'Tutorial', 'About', 'Actions', 'Contact', and 'Feedback'. The main heading is 'Co-creation', followed by a paragraph explaining the purpose: 'Trigger focused discussions with the wider expert community on climate services and the standardisation of their components. This will be done through the sharing of early versions of project documents, allowing registered users to collaborate and enable the co-production of knowledge, aligning with open science practices, thus accelerating the consensus process.' Below this are two buttons: 'Create a new document +' and 'Create glossary term +'. To the right, under 'Recent documents', there are three entries: 'Guideline for reducing the carbon footprint', 'Guideline for interviews, surveys and evaluations', and 'Guidance on diversity and inclusion for planning events', each by 'Judith Klostermann'. Below the recent documents, it says 'Found 22 results(s)'. On the left, there is a 'Filters' sidebar with options: 'Search by author', 'Search by unit of analysis', 'Search by document type', and 'Search by document status'. On the right, there are three document cards, each with a 'Guidelines' button and a title: 'Ecosystem of actors and co-production processes', 'Climate Services as a whole', and 'Ecosystem of actors and co-production processes'.

# Connect

- Building a network:
  - Building a community of Climate Service users
  - Hosts information about members in the network to identify connections and flow of information among actors in the network
  - Interaction among members



**ClimateEurope2**  
PLATFORM

Search documents by type, author, name

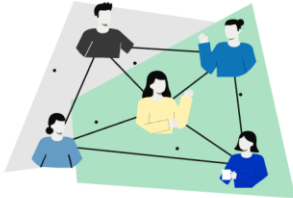
My Profile

Tutorial About Actions Contact Feedback

Network

## Network

Develop the European climate service network to improve connection and engagement, encouraging open exchange of knowledge and data. Improve synergies between regional, national, European, and international activities and gain insights into the climate service community's needs for support and promotion.



Found 43 author(s).

Filters	Name	Research Line	Organisation	Role	Country	Contact
Search by author	<a href="#">Adam Jabłoński</a>	Business Models, Strategic Management, Value Based Management	WSB MERITO UNIVERSITY IN POZNAŃ	Full Professor, PhD	PL	<a href="#">Send Message</a>
<a href="#">Reset filters</a>	<a href="#">Alessandro Sinuso</a>	Data Management, Provenance, Digital Research Infrastructures	KNMI	Project Leader/Research	NL	<a href="#">Send Message</a>
	<a href="#">Ana Leal</a>	SocioTech - Interest in Social Climate Services	Universidad de Murcia / ENAE Business	External collaborator in the Political Science Department / Student Master IA & Data Science	ES	<a href="#">Send Message</a>

# Analytics

- Visual analytics dashboard:
  - Includes an embedded “LITE” version
  - Allows for exploring and visualizing climate services-related content from news outlets and the websites of companies, non-profit organizations and the public sector.
  - Link to “PRO” version

The screenshot displays the ClimateEurope2 Platform Analytics interface. At the top, there is a search bar with the text "Search documents by type, author, name" and a "My Profile" button. Below the search bar are navigation links: "Tutorial", "About", "Actions", "Contact", and "Feedback". The main heading is "Analytics", with a sub-heading: "The visual analytics dashboard below allows you to explore and visualize climate services-related content from news outlets and the websites of companies, non-profit organizations and the public sector." There are two buttons: "Full screen" and "Pro Version". The search bar contains "Climate Services" and shows "559 results". The results are displayed in a grid of cards, each with a title, date, and source. The first card is titled "How stories of personal experience cut through climate..." from theconversation.com, dated 25 Nov. Other cards include "Uganda: Unpredictable Rains, Landslides, Droughts in Uganda" from aiafrica.com, "Vanuatu Farmers, Empowered by Women Leaders, Gain Crucial..." from sprep.org, and "Analyzing and predicting patient admissions related to acute hea..." from archpublichealth.biom... The right side of the dashboard features a sidebar with filters for "News", "Non Profit", "Research", "Companies", and "Government". A detailed view of a selected article is shown on the right, titled "How stories of personal experience cut through climate fatigue in ways that global negotiations can't" from theconversation.com, dated 25 Nov. The article text discusses climate communication challenges and the need for culturally grounded, attentive communication. At the bottom of the sidebar, there are statistics: "News - US", "Sentiment: -0.33", and "Location: Pakistan".

# User rights

- Public user
  - Not logged in / no account
- CE2 community basic
  - Registered user
- CE2 community approved
  - Registered and part of CE2 or approved member

Section/Features	Public User	CE2 Basic	CE2 Approved
Explore	✓	✓	✓
Analytics – LITE	✓	✓	✓
Analytics – PRO	-	✓	✓
Comment on documents	-	✓	✓
Connect	-	✓	✓
Co-create	-	-	✓

# CE2 Platform walkthrough



Get started with the ClimateEurope2 Platform

Explore, Register, Connect

<https://platform.climateurope2.eu/>

Tjerk Krijger  
(MARIS)